

TEL. 9575997, 9567298, 9554725

JANATA BANK LIMITED

For Previous Rate Sheet Click

PABX-575,

TREASURY DEPT.(FRONT OFFICE)

<https://goo.gl/URA0t4>

Mail: fxdeal@janatabank-bd.com

HEAD OFFICE, DHAKA

Exchange Rate Circular - 101

INDICATIVE ONLY: Rates may vary in theDATE : **09 Jul 2020****EFFECTIVE DATE: 09-11 July 2020****same day****Thursday**

A) CROSS RATE OF SYD, TOK, HKG & S.E. ASIAN MARKETS AS ON 09/07/2020

	GBP/USD	EUR/USD	USD/JPY	USD/C.DLR	USD/S.FRA	AUD/USD
SELLING	1.2627	1.1362	107.2600	1.3506	0.9367	0.7013
BUYING	1.2623	1.1358	107.2900	1.3507	0.9371	0.7013

B) JANATA BANK LTD'S CASH CURRENCY & T.C TO PUBLIC TK PER UNIT OF FOREIGN CURRENCY

SELLING	CURRENCY	BUYING	SELLING	CURRENCY	BUYING
87.7000	US Dollar	86.6000	23.6000	Saudi Riyal	20.0000
109.4000	G. B. Pound	107.7000	23.5000	UAE. Dirham	20.0000
100.0000	Euro	98.1000	21.0000	MAL.Ringit	19.0000
62.6000	Aus. Dollar	60.6000	1.2400	Indian Rupee	1.1800

BE SAME AS SELLING T.T.& O.D AND BUYING O.D. TRANSFER

SELLING		NAME OF CURRENCY	BUYING			
T.T.& O.D.	B.C.		T.T.CLEAN	T.T.DOC	O.D.SIGHT EXP.BILLS	O.D. TRANSFER
84.9500	84.9500	US Dollar	84.2000	84.1500	84.1000	83.9000
108.1851	108.3230	G. B. POUND	106.8925	106.5789	106.3669	105.9349
98.7360	99.0701	EURO	97.3704	97.0182	96.7874	95.9066
0.8143	0.8197	JP.YEN	0.7930	0.7862	0.7849	0.7821
64.8934	65.0368	CAN.DLR	64.5881	64.4160	64.2230	63.6200
91.3633	91.5353	SWISS.FRANC	90.6493	90.4532	90.3594	90.2456
222.2282	222.7925	OMANIAN RIYAL	219.1501	218.9164	218.2743	217.9522
11.0000	11.4465	H.K.DLR	10.9366	10.9250	10.8931	10.8612
63.5864	64.6678	SING.DLR	60.9477		59.7053	57.1440
2.7465	2.7574	THI.BAHT	2.7184		2.7076	2.6997
20.0657	20.1227	MAL.RINGIT	19.8594		19.7804	19.7225
23.3010	23.3092	UAE.DIRHAM			22.9816	22.9143
22.8195	22.8775	SAUDI RIYAL			22.5049	22.4400
23.5000	23.6000	QATAR RIYAL				20.0000
279.9549	280.8803	KUWAIT DINAR				265.0000
224.0027	224.0822	BAHRAIN DINAR				219.2182
12.9867	13.1977	CHINESE YUAN				11.5000

D) USANCE RATE:	30 DAYS	60 DAYS	90 DAYS	120 DAYS	150 DAYS	180 DAYS
US Dollar	83.5988	83.1077	82.6165	82.1253	81.6342	81.1430
G. B. POUND	105.7434	105.1198	104.2291	103.8727	103.2492	102.6257
EURO	96.2194	95.6514	94.8400	94.5154	93.9474	93.3794

E) FORWARD RATE:		1 MONTH	2 MONTHS	3 MONTHS	6 MONTHS	1 YEAR
SELLING	US Dollar	86.0894	86.5287	86.9181	88.2861	0.0000
BUYING	US Dollar	85.0982	85.1964	85.4946	85.6893	0.0000


F) NFCD INTT RATE, EFFECT ON: 01.07.2020 To 15.07.2020	1 MONTH	3 MONTHS	6 MONTHS	12 MONTHS
US Dollar	-0.08737	0.02588	0.11625	0.25563
G. B. POUND	-0.17475	-0.13800	0.05475	0.17163
EURO	0.00000	0.00000	0.00000	0.00000


G) LIBOR AS ON 08/07/2020 , 60 DAYS 0.23638 90 DAYS 0.27288 180 DAYS 0.35338


H) INDICATIVE RATE OF 01 SDR ,USD WITH NTL, CUR OF ACU MEMBERS AS IMF RATE 02/07/2020	IN.RS	N.RS	SL.RS	PK.RS	BD TK	USD
USD 1	75.4876	114.7001	182.4731	140.2469	84.5800	
SDR 1	104.2339	158.3787	251.9603	193.6540	116.7887	1.3808

IN CASE OF AUS. DOLLAR CASH RATE WILL BE USED FOR T.T ALSO

Rates mentioned in row C, D, E and F are applicable only for bank's own customers.


Md. Nur Islam
PO
Prepared By


H.M.O.F AL Foysal
PO
Checked By


M.M. Awrangzeb
AGM
Authorised Signature